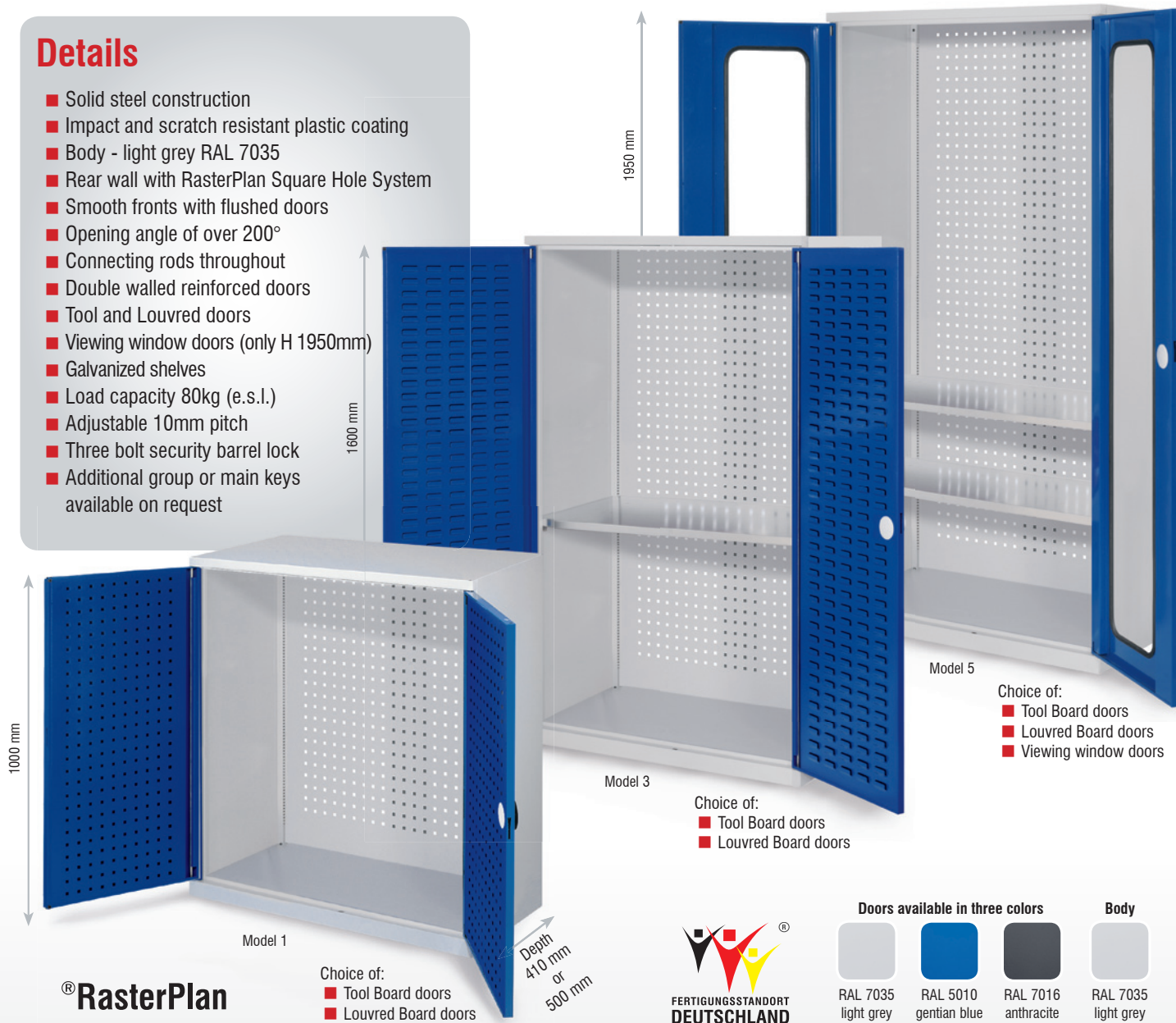


Whenever it is necessary to securely and neatly store tools, small parts and expensive tools, these robust and stable tool cabinets in familiar high ®RasterPlan quality are the ideal solution.

Details


- Solid steel construction
- Impact and scratch resistant plastic coating
- Body - light grey RAL 7035
- Rear wall with RasterPlan Square Hole System
- Smooth fronts with flushed doors
- Opening angle of over 200°
- Connecting rods throughout
- Double walled reinforced doors
- Tool and Louvred doors
- Viewing window doors (only H 1950mm)
- Galvanized shelves
- Load capacity 80kg (e.s.l.)
- Adjustable 10mm pitch
- Three bolt security barrel lock
- Additional group or main keys available on request



Various practical door variants




Double walled reinforced steel doors



Rear wall with ®RasterPlan Square Hole System



Connecting rods throughout



Additional shelf for T 410 mm 2439.00.0305 T 500 mm 2440.00.0305

®RasterPlan Tool Cabinets

Model	H 1000 x W 1000 mm				H 1600 x W 1000 mm				H 1950 x W 1000 mm			
	1	2	3	4	5	6	7	8	9	10	11	12
Depth mm	410	500	410	500	410	500	410	500	410	500	410	500
Shelf	---	---	1	1	1	1	2	2	2	2	3	3
Tool Board doors												
light grey	1331.00.3013	1333.00.3013	1331.01.3013	1333.01.3013	1335.01.3013	1337.01.3013	1335.02.3013	1337.02.3013	1352.01.3013	1354.01.3013	1352.02.3013	1354.02.3013
gentian blue	1331.00.3016	1333.00.3016	1331.01.3016	1333.01.3016	1335.01.3016	1337.01.3016	1335.02.3016	1337.02.3016	1352.01.3016	1354.01.3016	1352.02.3016	1354.02.3016
anthracite	1331.00.3024	1333.00.3024	1331.01.3024	1333.01.3024	1335.01.3024	1337.01.3024	1335.02.3024	1337.02.3024	1352.01.3024	1354.01.3024	1352.02.3024	1354.02.3024
Louvred Board doors												
light grey	1331.00.4013	1333.00.4013	1331.01.4013	1333.01.4013	1335.01.4013	1337.01.4013	1335.02.4013	1337.02.4013	1352.01.4013	1354.01.4013	1352.02.4013	1354.02.4013
gentian blue	1331.00.4016	1333.00.4016	1331.01.4016	1333.01.4016	1335.01.4016	1337.01.4016	1335.02.4016	1337.02.4016	1352.01.4016	1354.01.4016	1352.02.4016	1354.02.4016
anthracite	1331.00.4024	1333.00.4024	1331.01.4024	1333.01.4024	1335.01.4024	1337.01.4024	1335.02.4024	1337.02.4024	1352.01.4024	1354.01.4024	1352.02.4024	1354.02.4024
Viewing window doors												
light grey	---	---	---	---	---	---	---	---	1352.01.5013	1354.01.5013	1352.02.5013	1354.02.5013
gentian blue	---	---	---	---	---	---	---	---	1352.01.5016	1354.01.5016	1352.02.5016	1354.02.5016
anthracite	---	---	---	---	---	---	---	---	1352.01.5024	1354.01.5024	1352.02.5024	1354.02.5024